



111 Airlines offered services at Amsterdam Airport Schiphol in 2016, providing direct access to 322 network destinations worldwide. Compared to previous year the number of passengers grew +9.1% to 63.5 million passengers (excl. transito). The number of commercial movements increased by +6.3% (to 479 thousand) and the freight volume increased by +2.5% to nearly 1.7 million tonnes.

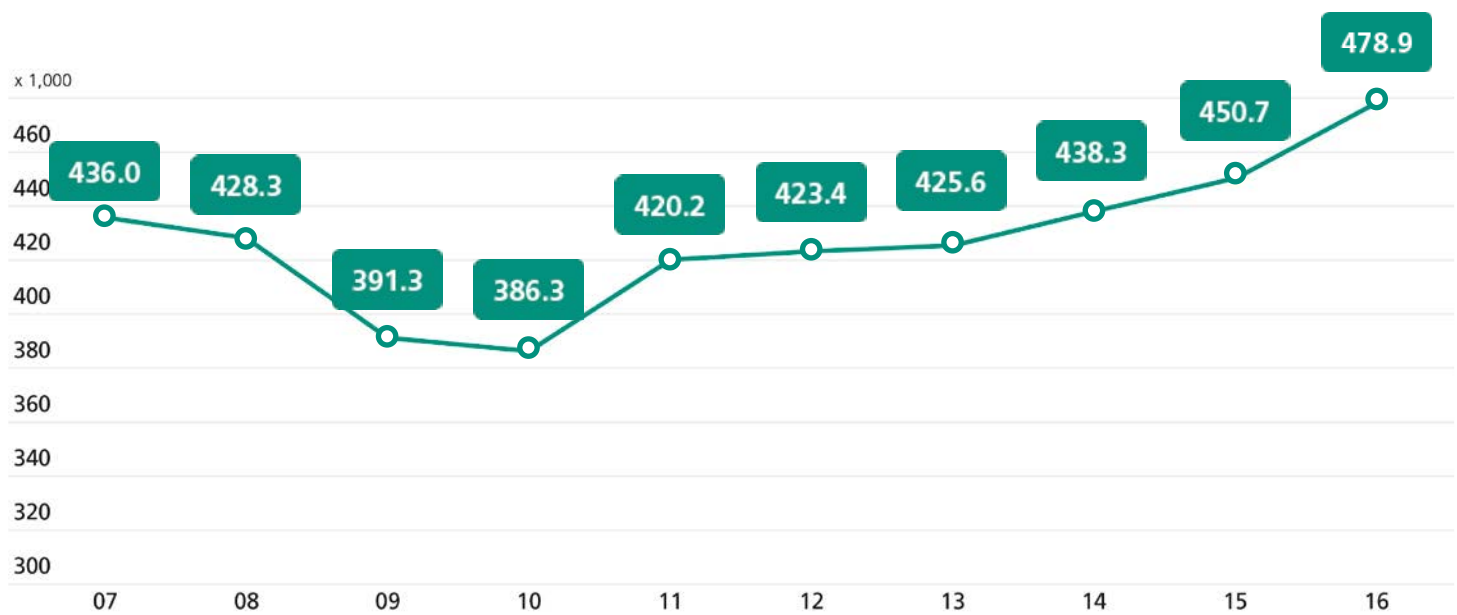


↓ Traffic and transport summary

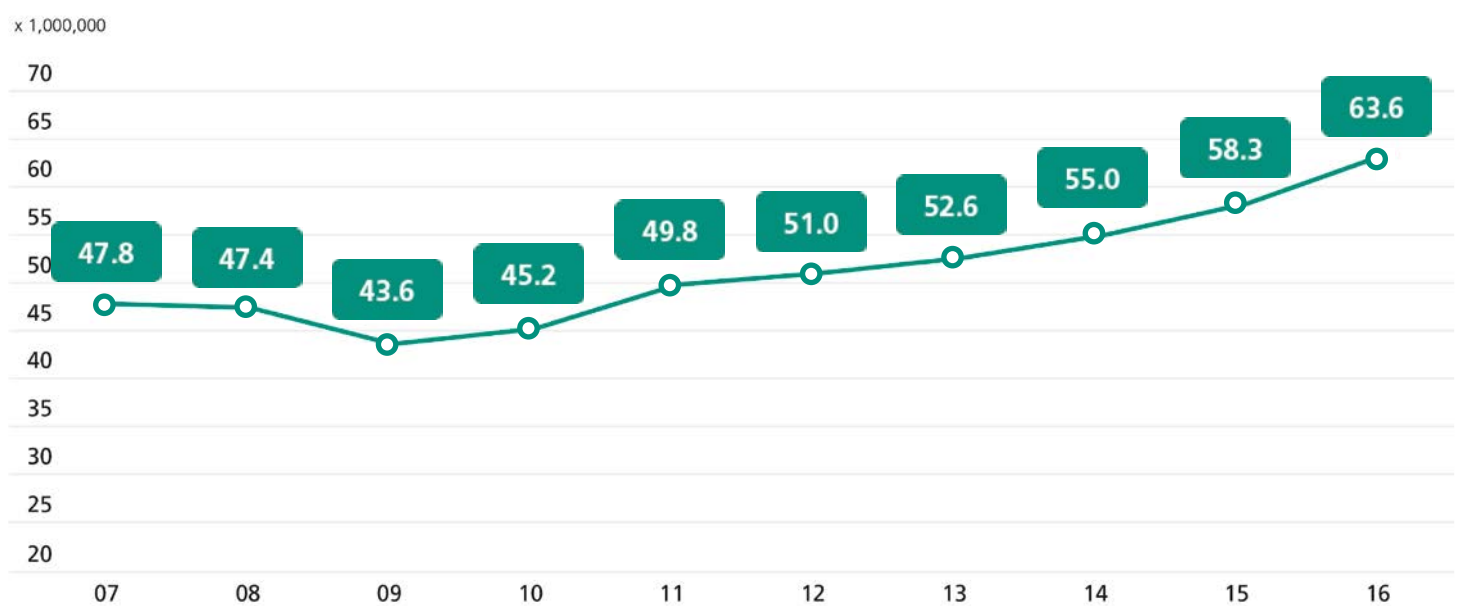
	2016	Compared to 2015 in %
Air transport movements (excl. general aviation)	478,864	6.3%
- scheduled services	460,145	8.3%
- non-scheduled services	18,719	- 27.9%
- passenger services	461,047	6.3%
- full-freighter services	17,817	6.2%
General aviation	17,392	17.2%
Total air transport movements (incl. general aviation)	496,256	6.6%
Passenger transport (incl. transit-direct 1x)	63,625,534	9.2%
- scheduled services	61,263,281	11.6%
- non-scheduled services	2,362,253	- 30.1%
- domestic	3,988	972.0%
- europe	45,132,418	10.9%
- intercontinental	18,489,128	5.2%
Transit-direct passengers	91,824	133.5%
Passenger transport (excl. transit-direct)	63,533,710	9.1%

Freight transport (tonnes)	1,662,282	2.5%
- inbound	860,090	4.4%
- outbound	802,192	0.6%
- passengers services	666,464	2.0%
- full-freighter services	995,818	2.9%
Mail transport (tonnes)	32,447	- 5.6%

Air transport movements annual totals

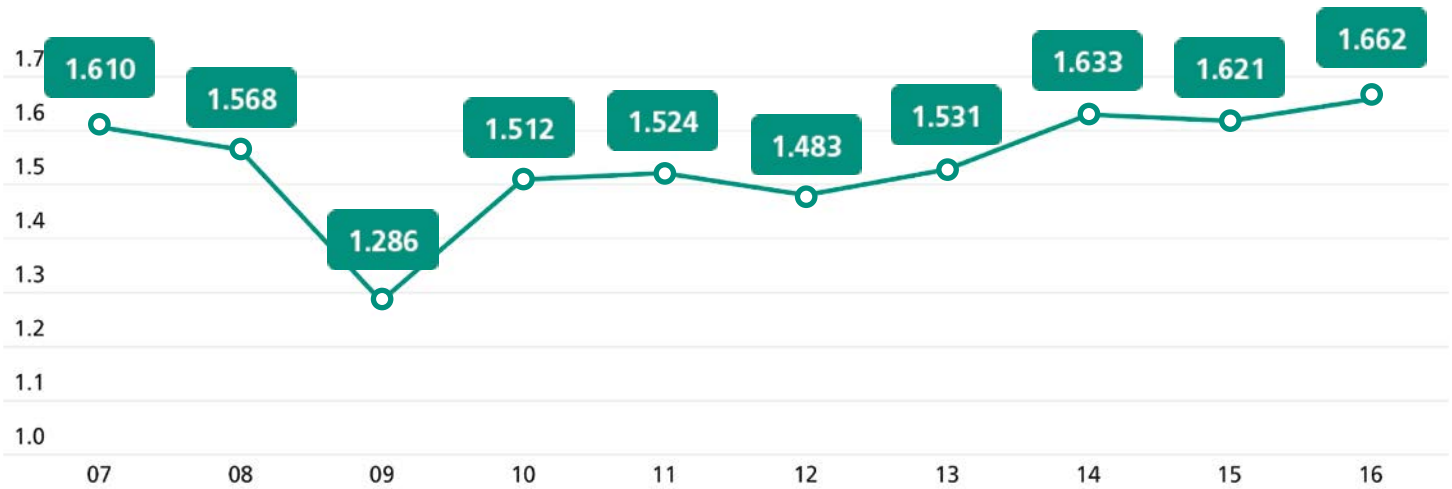


Passenger transport annual totals



Freight transport annual totals

x 1,000,000 tonnes



↓ Traffic and transport summary per continent

	Air transport movements	Compared to 2015 in %	Passengers (incl. Transit-direct)	Compared to 2015 in %	Cargo (tonnes)	Compared to 2015 in %
E.U.*)	328,034	8.9%	37,886,541	13.1%	62,045	25.5%
Rest of Europe	62,194	- 1.7%	7,249,865	0.4%	147,781	73.8%
Total Europe	390,228	7.0%	45,136,406	10.9%	209,826	56.0%
North America	28,052	5.2%	6,248,041	3.7%	307,793	0.4%
Latin America	11,344	3.3%	2,930,588	7.9%	176,831	0.2%
Africa	14,114	- 4.8%	2,551,737	- 1.8%	172,240	- 2.5%
Middle East	12,580	12.2%	2,245,272	18.3%	214,718	2.2%
Asia	22,546	0.7%	4,513,490	3.9%	580,873	- 5.8%
Total intercontinental	88,636	3.0%	18,489,128	5.2%	1,452,456	- 2.3%
Grand total	478,864	6.3%	63,625,534	9.2%	1,662,282	2.5%

*) The 28 official members of the European Union